


## Data sheet

Commercial Art.No.: 56.503.7355.0

initiator terminal WK 2,5-4 KI SL /V0

Initiator terminal with Screw connection for mounting on TS 35/7,5 mm, nominal cross section: 2.5 mm<sup>2</sup>, width: 6 mm, color: grey



Commercial Art.No.	56.503.7355.0
EAN	4015573507869
Order Unit	300

certificates / approvals



## Technical data

### general

nominal cross section	2.5 mm <sup>2</sup>
color	grey
number of levels	4
number of clamp positions per level	1
width/grid dimension	6 mm
insulating housing	PA666
flammability class of insulation material acc. with UL94	V0
mounting method	DIN rail (top hat rail) 35/7.5 mm
terminal blocks for electrical installations	no
Anzahl der Klemmstellen je Etage	1
Montageart	DIN rail (top hat rail) 35/7.5 mm
Brennbarkeitsklasse des Isolierstoffs	V0
Reihenklennen für Installationsverteiler	no

### technical data

rated current	24 A
rated voltage	250 V
rated impulse voltage	4 kV
pollution degree	3
closing plate required	no
type of insulation material	thermoplastic
length	64 mm

### connection data

connection type 1	screw connection
connection type 2	screw connection
minimum cross section solid	0.5 mm <sup>2</sup>
maximum cross section solid	4 mm <sup>2</sup>
minimum cross section fine stranded	0.5 mm <sup>2</sup>
maximum cross section fine stranded	2.5 mm <sup>2</sup>
wire strip length	7 mm
torque conductor mounting	0.4 Nm

**technical data UL/CSA**

cross section UL	22-12 AWG
voltage UL	300 V
current factory wiring	25 A
current field wiring	25 A
cross section CSA	22-12 AWG
voltage CSA	300 V
current CSA	25 A

**additional data**

display	none
power supply function	no

**classification**

ECLASS 11	
ECLASS 8.1	27141128
ETIM 9.0	EC000900
ETIM 8.0	EC000900
ETIM 7.0	EC000900
ETIM 6.0	EC000900
ETIM 5.0	EC000900
ETIM 4.0	EC000900
ETIM 3.0	EC000900

**product compliance**

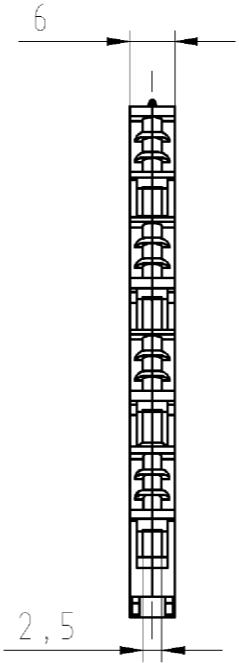
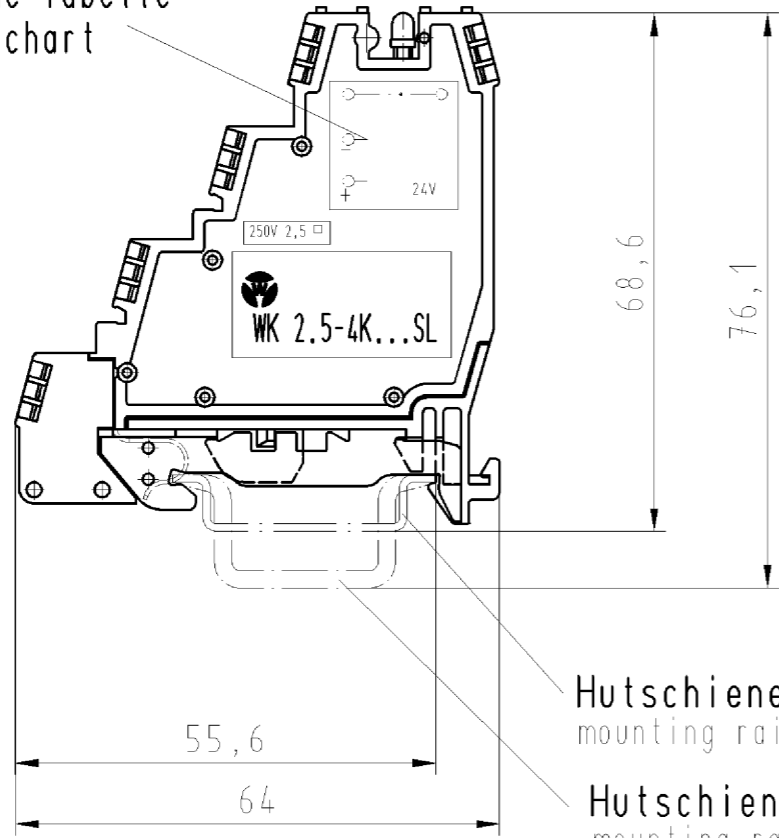
ROHS conformity status	compliant/exempted
ROHS exceptions	III-6(c)
REACH-SVHC conformity status	Duty-To-Declare
REACH-SVHC substances	Lead
REACH-SVHC CAS numbers	7439-92-1

**Accessories**

Commercial Art.No.:	Article-type description:	Description:
Z7.267.0227.5	jumper bar IVB WK 2,5-K- 2 ROT	Jumper comp, insulated for DIN rail terminal blocks type WK ..., 2 - pole
Z7.267.0227.6	jumper bar IVB WK 2,5-K- 2 BLAU	Jumper comp, insulated for DIN rail terminal blocks type WK ..., 2 - pole
Z7.267.0327.5	jumper bar IVB WK 2,5-K- 3 ROT	Jumper comp, insulated for DIN rail terminal blocks type WK ..., 3 - pole

Z7.267.0327.6	jumper bar IVB WK 2,5-K- 3 BLAU	Jumper comp, insulated for DIN rail terminal blocks type WK ..., 3 -pole
Z7.267.0527.5	jumper bar IVB WK 2,5-K- 5 ROT	Jumper comp, insulated for DIN rail terminal blocks type WK ..., 5 -pole
Z7.267.0527.6	jumper bar IVB WK 2,5-K- 5 BLAU	Jumper comp, insulated for DIN rail terminal blocks type WK ..., 5 -pole
Z7.267.0627.5	jumper bar IVB WK 2,5-K 6 ROT	Jumper comp, insulated for DIN rail terminal blocks type WK ..., 6 -pole
Z7.267.0627.6	jumper bar IVB WK 2,5-K 6 BLAU	Jumper comp, insulated for DIN rail terminal blocks type WK ..., 6 -pole
Z7.267.0827.5	jumper bar IVB WK 2,5-K- 8 ROT	Jumper comp, insulated for DIN rail terminal blocks type WK ..., 8 -pole
Z7.267.0827.6	jumper bar IVB WK 2,5-K- 8 BLAU	Jumper comp, insulated for DIN rail terminal blocks type WK ..., 8 -pole
Z7.267.0927.5	jumper bar IVB WK 2,5-K 9 ROT	Jumper comp, insulated for DIN rail terminal blocks type WK ..., 9 -pole
Z7.267.1027.5	jumper bar IVB WK 2,5-K- 10 ROT	Jumper comp, insulated for DIN rail terminal blocks type WK ..., 10 -pole
Z7.267.1027.6	jumper bar IVB WK 2,5-K- 10 BLAU	Jumper comp, insulated for DIN rail terminal blocks type WK ..., 10 -pole
Z7.267.1227.5	jumper bar IVB WK 2,5-K- 12 ROT	Jumper comp, insulated for DIN rail terminal blocks type WK ..., 12 -pole
Z7.267.1227.6	jumper bar IVB WK 2,5-K- 12 BLAU	Jumper comp, insulated for DIN rail terminal blocks type WK ..., 12 -pole
07.312.0555.0	partition TW 2,5-4 K/U /V0	Partition for DIN rail terminal blocks type WK 2,5-4 K/U..., color: grey
98.300.1000.0	mounting rail TS 35x7,5 PERF 15mm - l:2000mm	Mounting rail TS 35, slotted, size 7,5 mm, length 2 m, material steel. galv. zinc-plated and passivated
98.300.0000.0	mounting rail TS 35x7,5 UNPERF - l:2000mm	Mounting rail TS 35, unslotted, size 7,5 mm, length 2 m, material steel. galv. zinc-plated and passivated
98.300.1800.0	mounting rail TS 35x7,5 PERF 18mm - l:2000mm	Mounting rail TS 35, slotted, size 7,5 mm, length 2 m, material steel. galv. zinc-plated and passivated
98.300.1900.0	mounting rail TS 35x7,5 PERF 25mm - l:2000mm	Mounting rail TS 35, slotted, size 7,5 mm, length 2 m, material steel. galv. zinc-plated and passivated
98.360.0000.0	mounting rail TS 35x15-2,3 UNPERF - l:2000mm	Mounting rail TS 35, unslotted, size 15 mm, length 2 m, material steel. galv. zinc-plated and passivated
98.370.0000.0	mounting rail TS 35x15 UNPERF - l:2000mm	Mounting rail TS 35, unslotted, size 15 mm, length 2 m, material steel. galv. zinc-plated and dichromated
98.370.1000.0	mounting rail TS 35x15 PERF 15mm - l:2000mm	Mounting rail TS 35, slotted, size 15 mm, length 2 m, material steel. galv. zinc-plated and passivated
98.380.0000.0	mounting rail TS 35x15-2,3 UNPERF CU - l:2000mm	Mounting rail TS 35, unslotted, size 15 mm, length 2 m, material E copper

siehe Tabelle  
see chart



Hutschiene EN 60715-35x7,5  
mounting rail EN 60715-35x7,5

Hutschiene EN 60715-35x15  
mounting rail EN 60715-35x15



Weitere Daten siehe Katalog  
further data see catalog

Teile-Nr./part-nr.	Typ/type	LED-Farbe/LED-colour	
56.503.7355.0	WK 2,5-4 KI SL	Grundklemme/base terminal ohne LED/without LED	
56.503.7455.0	WK 2,5-4 KI SL-NGN	grün/green	
56.503.7555.0	WK 2,5-4 KI SL-PGN	grün/green	
56.503.7655.0	WK 2,5-4 KI SL-PRT	rot/red	

○ Diese Maße werden bei Abnahme besonders geprüft  
□ Ausschließlich Prüfmaße  
M1, FE gekennzeichnete Maße sind nur für interne Zwecke gültig

Weitergabe sowie Vervielfältigung dieses Dokuments, Verwertung und Mitteilung seines Inhalts sind verboten, soweit nicht ausdrücklich gestattet.  
The reproduction, distribution and utilization of this document as well as the communication of its contents to others without express authorization is prohibited.

Freitoleranz nach -		CAD - Zeichnung, keine manuellen Änderungen			1. Verwendung: -		Bl.: 1 von 1	
	/	Maßstab	Werkstoff und Oberfläche:		2003	Tag	Name	
	/	1:1			Entworfen	09.05.	Schmitt	
	/				Geprüft	-		
	/	Vol.	mm <sup>3</sup>	Ofl.	mm <sup>2</sup>	Normgepr.	-	
	/	a		19.06.2000/BF	Benennung		INITIATORENKLEMME	
	/	Buchstabe		Datum / Blatt	s. Tabelle		sensor terminal	
	/	Änderung		wieland		see chart		
	/			Elektrische Verbindungen				